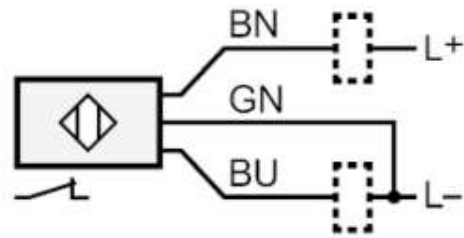
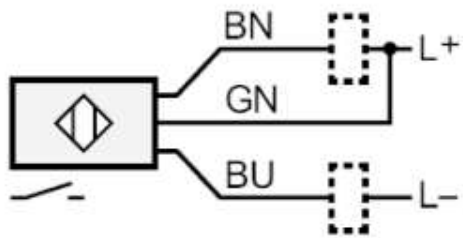
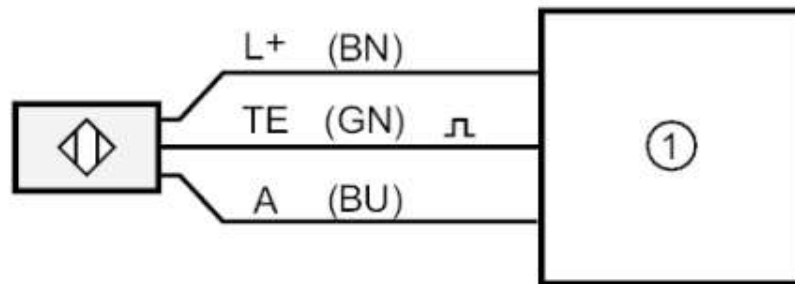




Collegamento elettrico	Electrical connection
Cavo: 10 m. PVC: 3 x 0.5 mm	Cable: 10 m. PVC: 3 x 0.5 mm
Collegamento	Connection



1:	Amplificatore di controllo o PLC	control monitor or PLC
A:	Uscita	Output
TE:	ingresso impulsi	Clock input
	NC con TE = L- oppure aperto; NO con TE = L+	normally closed when TE = L- or open; normally open when TE = L+
	Colori dei fili conduttori :	Core colours :
BN =	marrone	brown
BU =	blu	blue
GN =	verde	green